

# Incucyte<sup>®</sup> Neuronal Activity Assay

Gain Crucial Functional Insight Into the Long-Term Changes of Neuronal Activity using Incucyte<sup>®</sup> Live-Cell Analysis

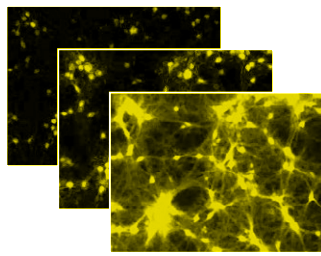
With the Incucyte<sup>®</sup> Neuronal Activity Assay, You Can...

- Express a genetically-encoded fluorescent calcium indicator
- Capture and analyze calcium dynamics from thousands of cells
- Conduct chronic studies of activity without perturbing or disturbing cells
- Gain unprecedented access to phenotypic information with an end-to-end solution

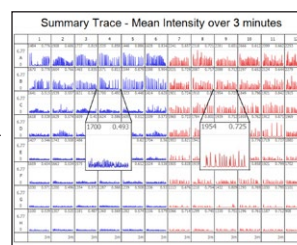
Analyze and visualize changes in neuronal cell activity and connectivity over weeks or even months with our lab-tested live-cell reagent, established protocol and easy-to-use software.



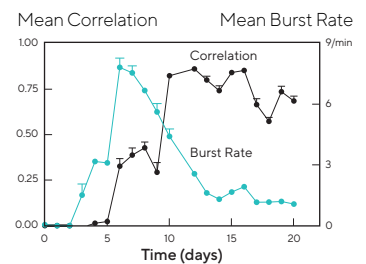
Infect neurons in mono- or co-culture with Incucyte<sup>®</sup> Neuroburst Orange



Capture short-term, calcium-flux kinetics



Quantify burst rate of active neurons in every movie and assess morphology.



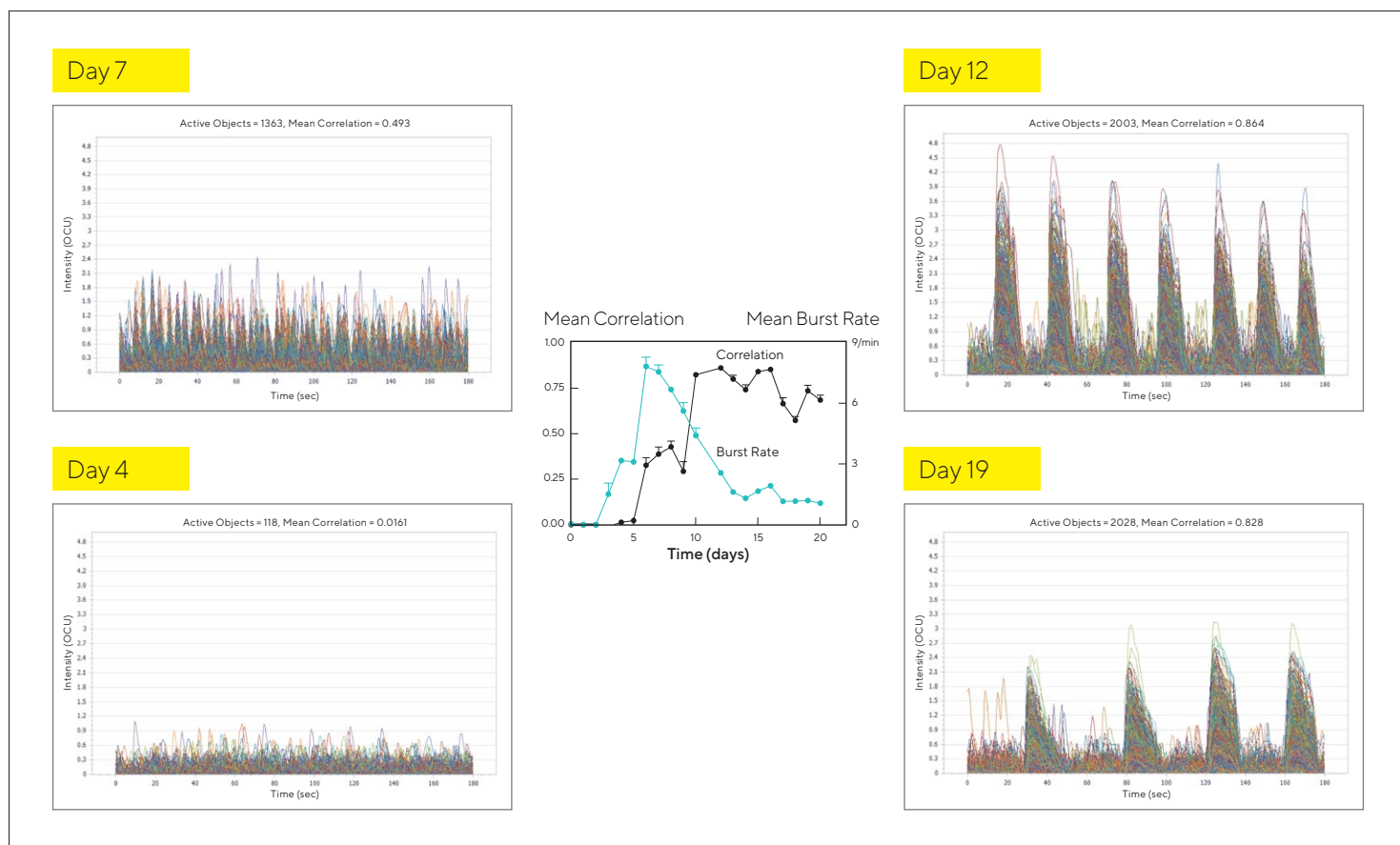
Interrogate dynamic changes in the same population of cells

# Increase Statistical Rigor and Characterize Long-Term Dynamic Changes in Neuronal Activity and Connectivity

Find out more  
View over 3,000 publications at  
[www.essenbioscience.com/publications](http://www.essenbioscience.com/publications)

Visit our online store  
We've made ordering reagents much easier!  
[shop.incucyte.com](http://shop.incucyte.com)

Gain crucial functional insight. Monitor changes in activity over weeks or months for every active cell within every well of a 96-well plate.



Find out more:  
[www.sartorius.com/incucyte](http://www.sartorius.com/incucyte)

Contact us: [orders.US07@sartorius.com](mailto:orders.US07@sartorius.com)

**North America:** +1 734 769 1600, ext. 3

**Europe:** +44 0 1763 227400

**APAC:** +81 3 6478 5202

## Ordering Information

Product	Description	Cat. No.
Incucyte® SX5 Live-Cell Analysis System	Includes image acquisition and analysis system with: ■ 4X, 10X, and 20X objectives ■ Controller with 16.4 TB storage	4763
Incucyte® Neuronal Activity Analysis Software Module	Enables microplate analysis of neuronal activity via fluorescent calcium detection and movie mode acquisition.	9600-0032
Incucyte® Neuroburst Orange Lentivirus	Live-cell neuronal labeling reagent for long-term expression of a fluorescent genetically-encoded calcium indicator.	4736

Specifications subject to change without notice.  
© 2020, Essen BioScience, Inc., part of the Sartorius Group. All Rights Reserved.  
Incucyte and all names of Incucyte products are registered trademarks and the property of Essen BioScience unless otherwise specified. Incucyte is a Sartorius brand. Printed in the EU or US on paper bleached without chlorine. Publication No.: 8000-0641-B00  
Version 2 | 2020 | 05