



Customized solutions for cell cultures.

Protocol

Production of **liquid medium** from HEK ViP NX powder

Please note, this document may be periodically updated in order to ensure the most current practices are in place. It is the user's responsibility to ensure the latest release of this protocol is applied. Valid versions are made available via Xell's webshop.

Production of liquid medium from HEK ViP NX powder

Guideline:

We recommend preparing the whole powder container in a single batch. For that, please adjust the amounts/volumes per liter given in this protocol according to your batch size.

Material:

- HEK ViP NX powder (use at 24.63 g/L); Xell Cat. 892-XXXXDPM
- H₂O (WFI or equivalent quality)
- 2.10 g/L NaHCO₃ Ph. Eur.



Optional requirement:

- 1 - 2 mL/L Growth hormone supplement (recommended 1.6 ml/L; e.g. Xell Cat. No. 1005-XXXX); alternatively: 0.05 – 0.1 mL/L LONG® R3 IGF-I (Cat. No. 1006-XXXX; recommended 0.08 mL/L)
The values are corresponding to the use of 5 - 10 mg/L rInsulin (recommended 8 mg/L); alternatively: 0.05 – 0.10 mg/L LONG® R3 IGF-I (recommended 0.08 mg/L)

We recommend wearing a dust mask during preparation.

Visual control:

Check:

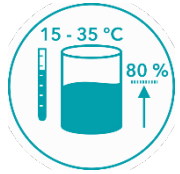

- A. Container **Sealed and without any damage.**
- B. Appearance **Free flowing powder** (record color).




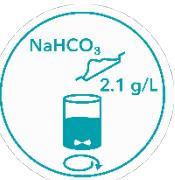


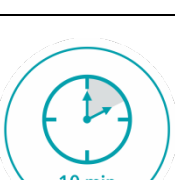
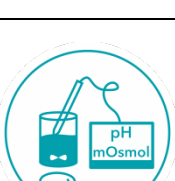




Color: _____

Procedure:

Check:

1.		Fill 0.8 L per 1 L (80% v/v) final medium solution 15-35°C water (WFI or equivalent quality) into the stirred tank/blending vessel. <i>Note: Deviating temperature may alter dissolution rate. An adaption of time for solubilization might be necessary.</i>	<input type="checkbox"/>
2.		Start the stirrer of the system. Due to foam formation during medium production, the vortex should not reach the stirrer.	<input type="checkbox"/>
3.		Add 24.63 g/L of HEK ViP NX powder slowly to the stirred water. Avoid clumping.	<input type="checkbox"/>

		Note: We recommend preparing the whole powder container at once.	
4.		Rinse the emptied powder container with 0.05 L per 1 L final medium solution (5% v/v) of water (WFI or equivalent quality) and pour liquid into the stirred tank.	<input type="radio"/>
5.		Stir for 30 minutes with lid closed. Note: The powder should be completely dissolved, and the solution should be clear.	<input type="radio"/>
6.		Add 2.1 g/L NaHCO₃ Ph. Eur. to the stirred tank.	<input type="radio"/>
7.		Stir for 10-15 minutes with lid closed. Note: The solution should be clear, without precipitates. If not, stepwise increase mixing time by up to further 10 min.	<input type="radio"/>
8.		Add an appropriate volume of water (WFI or equivalent quality) to reach the final volume. Note: Final volume depends on batch/container size.	<input type="radio"/>
9.		Stir for 5-10 minutes with lid closed. Note: The solution should be clear, without precipitates. If not, stepwise increase mixing time by up to further 10 min.	<input type="radio"/>
10.		Measure pH (7.0 – 7.5) and osmolality (300 ± 15 mOsmol/kg) of the medium.	<input type="radio"/>

11.		<p>Optional requirement: Add 1 - 2 mL/L Growth hormone supplement (recommended 1.6 ml/L; alternatively: 0.05 – 0.1 mL/L LONG® R3 IGF-I (recommended 0.08 mL/L) from Xell stock solutions.</p> <p>The values are corresponding to the use of 5 to 10 mg/L rInsulin (recommended 8 mg/L) alternatively: 0.05 – 0.1 mg/L LONG® R3 IGF-I (recommended 0.08 mg/L) directly from powder or an appropriate stock solution.</p> <p>Note: <i>Adjustment of growth hormone concentration for optimization is possible but depends on used cell line and application.</i></p>	○
12.		<p>The medium can now be sterile filtered (0.45 µm + 0.2 µm or 0.45 µm + 0.1 µm) and bottled.</p>	○

Change History:

Revision	Date	Author	Comment/Description
01	n/a	n/a	Initial version
02	03.12.2021	SST	Addition of change history, adjustment of document steering acc. to amendment 13.04.2021
03	04.10.2024		Change of contact details & company name

www.sartorius.com

Sartorius Xell GmbH
Waldweg 21
33758 Schloss Holte-
Stukenbrock, Germany

Phone: +49 5207 9597 200

For further information or assistance contact us.

